

KIDS #2

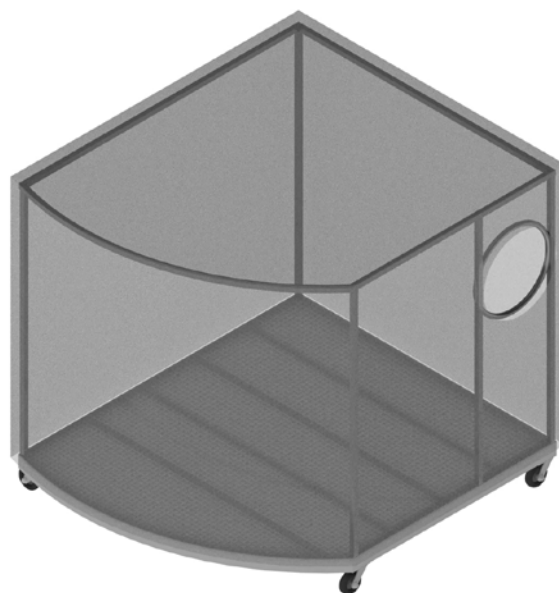
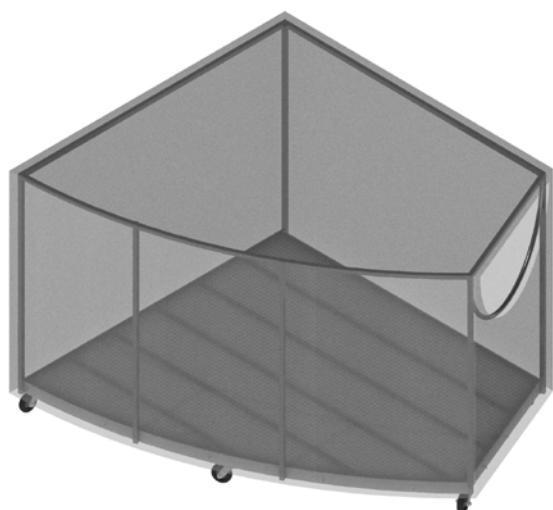
7-12 years

MAAT PLAY ONLINE

THE PEEPSHOW

Walking through the museum space we find fifteen storage boxes (like the ones below), with circular openings through which we can peek.


Inside each one we find what the invited artists brought us. Each artist organised the “surprise” box in their own special way, with objects, images, vídeos or even drawings that show a different side of them or of their work.



Today we present an image taken from a selection made by Pedro Gomes for his storage box. The artist created a presentation from a succession of images - photographed details of his works - to show on a screen that occupies the whole opening through which we're allowed to peak.

In this image we see a detail of a work by Pedro Gomes. A drawing of an interior space made with ballpoint pens.

The artist draws small circular shapes that, when juxtaposed form more or less dense smudges, essential to render the image visible.






Detail: © Pedro Gomes

1h



For this activity you'll need a photograph, an A4, a pencil and 3 color pencils (or 3 felt-tip pens).



Today's challenge is to recreate a photographic image through a simple line scheme.

Pick a landscape or an interior space from your family's photos (on a cellphone or tablet) and create more contrast* by choosing a black and white filter for it. This picture is going to be the reference for your drawing.


Before beginning, use the pencil to lightly define all the lines and contours of the chosen image on the piece of paper.

Then, use the three pencils or pens (we suggest using red, green and blue) to repeat and juxtapose small circles to create smudges and more clearly define the image's darker areas (the lighter parts are left white).

Back away from the drawing from time to time to compare the two images and make corrections.

The more circles you draw and overlap, the darker the area will become.

In the end, you'll have a drawing created only with circular lines!



NEW WORDS

*CONTRAST is the difference in light, tones or colors that contribute to a certain visual effect. In this case, we want more contrast to make the drawing process easier.

Take a picture of your work and publish it on Facebook or Instagram using the hashtags:

#maat

#maatplayonline